



**NWEA**  
Northwest Evaluation  
Association

**MAP**   
Measure of  
Academic Progress



# A Different Kind of Test

## Formative vs Summative Testing

NWEA

NYS Test

### Formative Assessments

Formative assessments are on-going assessments. The purpose of formative assessments is to improve instruction and track student growth.

NWEA Test

Information/results are immediate, individualized and geared toward improving instruction

### Summative Assessments

*Summative assessments* are typically used to evaluate the effectiveness of instructional programs and services at the end of an academic year. The goal of summative assessments is to make a judgment of student competency after an instructional phase is complete (they test what you know about specific content that has been taught)

NYS Tests

Teachers have no access to NYS tests and receive little to no feedback to help improve instruction- scores are available 4-5 months later, students have already moved on to another class or school

## NWEA Strengths

- **individualized testing**- challenges higher level students, not too difficult/frustrating for struggling students
- **immediate results**- teachers have access to results and useful data in 24 hours
- **shows growth over time**- tests administered several times a year
- Teacher receives **extensive data** for each student- this data can be used **to improve instruction**

## How the Test Works

- Teachers set up testing sessions in advance
- Students put in testing codes and choose their name
- Teacher reads direction, then the student clicks "start test"
- All questions are multiple choice
- If the student answers questions correctly, the questions tend to get more difficult
- If the student answers questions incorrectly, the questions tend to get easier
- If you have already taken the test it will remember your performance from last time and begin the test at your last level
- The test is roughly 42 questions for ELA and 52 for Math.
- When the test is over, a **RIT score** is given. Within 24 hours a full read out of formative data is available to the teacher.

- If the computer shuts down during the test- it can be restarted on any computer and it picks up right where it left off
- If a student goes too fast the teacher will receive a "rapid guess" alert
- Test can be paused and resumed (later in the day or the next day) if student gets sick, etc

# RIT Scores

Rausch Unit (named after the Danish man who invented it)

Ready for Instruction Today

RIT scores tell you where a student is ready to learn and can be used to show growth over time.

RIT scores have no specific correlation to grade level or age.

RIT scores can be anywhere from 0-300(ish)

# Sample Questions

## Grade 2-5

<https://www.nwea.org/content/uploads/2014/07/NWEA-RIT-Reference-Brochure-Digital.pdf>



**Look at the pictures.**

**Click on the bird.**



The tree is tall and green.

**Click on the word that has a capital letter.**

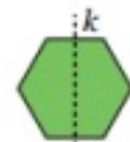


At Washington High School, 20% of the teachers coach a sports team, and 12% of the teachers coach a sports team and lead an academic club.

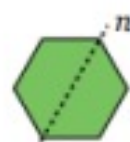
If one teacher chosen at random coaches a sports team, what is the probability that this teacher also leads an academic club?

- A. 8%
- B. 16%
- C. 32%
- ✓D. 60%

Click on all the transformations that carry the regular octagon onto itself.



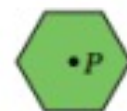
Reflection over line  $k$



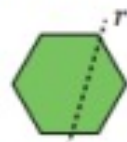
Reflection over line  $n$



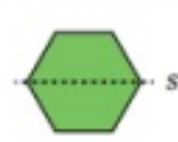
Rotation  $60^\circ$  clockwise about  $P$



Rotation  $90^\circ$  clockwise about  $P$



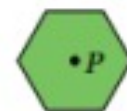
Reflection over line  $r$



Reflection over line  $s$



Rotation  $120^\circ$  clockwise about  $P$

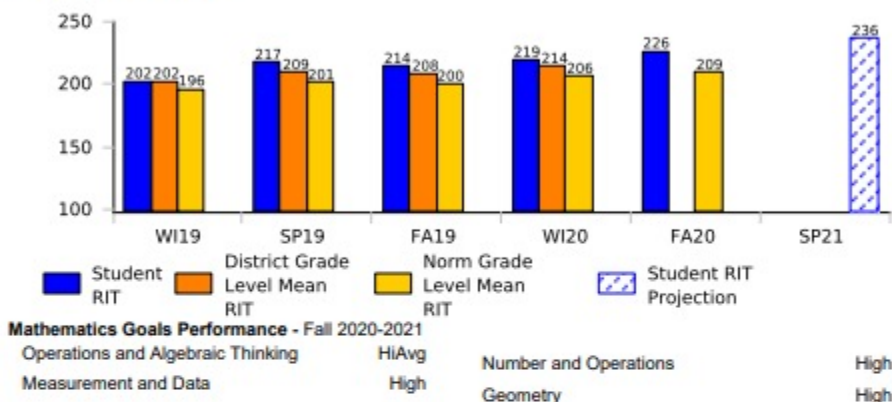


Rotation  $270^\circ$  clockwise about  $P$



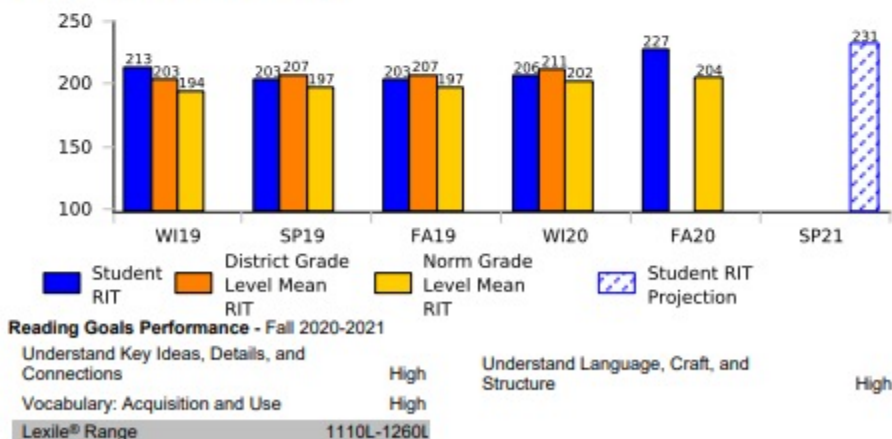
District: Rockville Centre Union Free School Dis  
 School: Francis F. Wilson School  
 Term Rostered: Fall 2020-2021

## Math: Math K-12



Term/Year	Grade	RIT (+/- Std Err)	RIT Growth	Growth Projection	Percentile Range
FA20	5	223-226-229			82-87-90
WI20	4	216-219-222			75-81-86
FA19	4	211-214-217			79-84-89
SP19	3	214-217-220	18	12	82-87-91
WI19	3	199-202-205			58-66-74
FA18	3	196-199-202			71-78-84
SP18	2	213-216-219	17	12	96-98-99
WI18	2	198-201-204			85-90-94
FA17	2	196-199-202			94-97-98
SP17	1	190-193-196	16	15	85-90-93
WI17	1	181-184-187			81-86-91
FA16	1	174-177-180			87-91-95
SP16	K	173-176-179	23	15	91-94-97
WI16	K	164-167-170			88-92-95
FA15	K	150-153-156			80-86-91

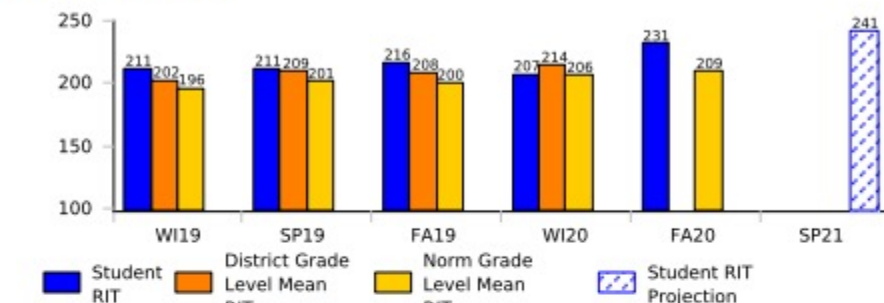
## Language Arts: Reading



Term/Year	Grade	RIT (+/- Std Err)	RIT Growth	Growth Projection	Percentile Range
FA20	5	224-227-230			88-92-94
WI20	4	203-206-209			51-59-66
FA19	4	200-203-207			57-65-72
SP19	3	200-203-206	3	9	56-64-71
WI19	3	210-213-216			84-88-92
FA18	3	197-200-203			73-79-84
SP18	2	191-194-197	5	11	63-71-77
WI18	2	192-195-198			76-82-87
FA17	2	186-189-192			81-86-90
SP17	1	179-182-185	15	15	71-77-83
WI17	1	180-183-186			86-90-94
FA16	1	164-167-170			74-81-87
SP16	K	168-171-174	24	15	89-93-96
WI16	K	154-157-160			75-82-88
FA15	K	144-147-150			73-80-86

District: Rockville Centre Union Free School Dis  
 School: Francis F. Wilson School  
 Term Rostered: Fall 2020-2021

## Math: Math K-12

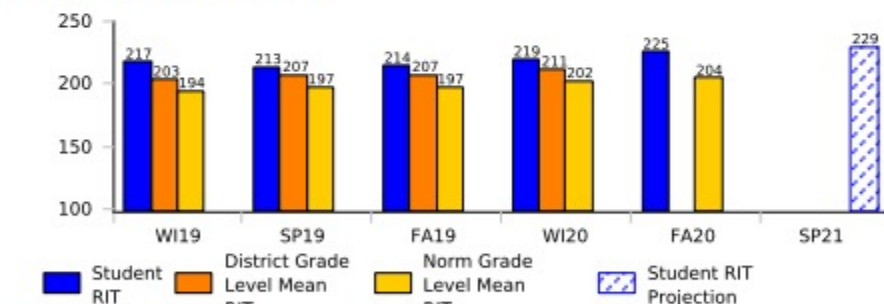


### Mathematics Goals Performance - Fall 2020-2021

Operations and Algebraic Thinking High  
 Measurement and Data High  
 Number and Operations High  
 Geometry High

Term/Year	Grade	RIT (+/- Std Err)	RIT Growth	Growth Projection	Percentile Range
FA20	5	228-231-234			89-92-95
WI20	4	204-207-210			45-53-60
FA19	4	213-216-219			83-87-91
SP19	3	208-211-214	13	12	69-76-82
WI19	3	208-211-214			81-86-90
FA18	3	195-198-201			69-76-82
SP18	2	211-214-217	10	11	94-97-98
WI18	2	205-208-211			94-97-98
FA17	2	201-204-207			98-99-99
SP17	1	201-204-207	18	14	97-98-99
WI17	1	191-194-197			95-97-98
FA16	1	183-186-189			97-98-99
SP16	K	175-178-181	2	11	93-96-98
WI16	K	169-172-175			94-97-98
FA15	K	173-176-179			99-99-99

## Language Arts: Reading



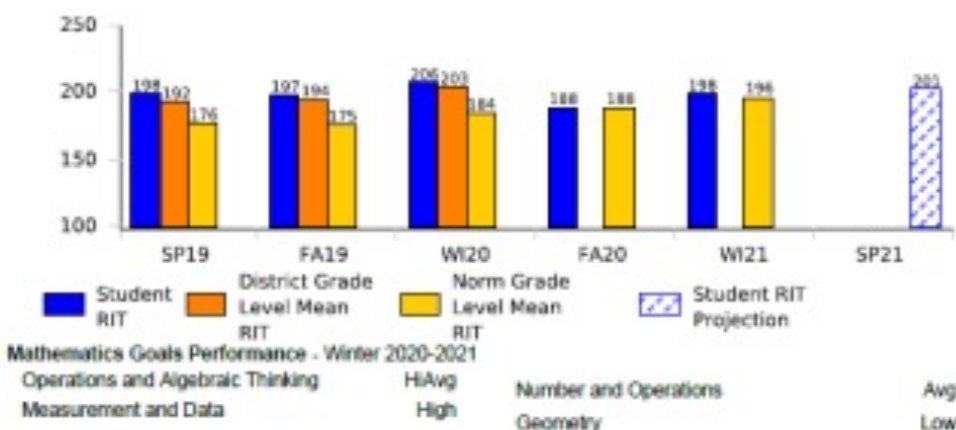
### Reading Goals Performance - Fall 2020-2021

Understand Key Ideas, Details, and Connections High  
 Vocabulary: Acquisition and Use High  
 Understand Language, Craft, and Structure High  
 Lexile® Range 1070L-1220L

Term/Year	Grade	RIT (+/- Std Err)	RIT Growth	Growth Projection	Percentile Range
FA20	5	222-225-228			85-89-93
WI20	4	216-219-222			79-85-89
FA19	4	211-214-218			79-85-89
SP19	3	210-213-216	14	9	78-84-88
WI19	3	214-217-220			89-92-95
FA18	3	196-199-203			70-77-83
SP18	2	206-209-212	10	10	90-93-96
WI18	2	198-201-204			87-91-94
FA17	2	196-199-202			94-96-98
SP17	1	195-198-201	24	15	95-97-98
WI17	1	192-195-198			98-99-99
FA16	1	171-174-177			89-92-95
SP16	K	163-166-169	13	13	80-86-91
WI16	K	158-161-164			84-90-93
FA15	K	150-153-156			87-91-94

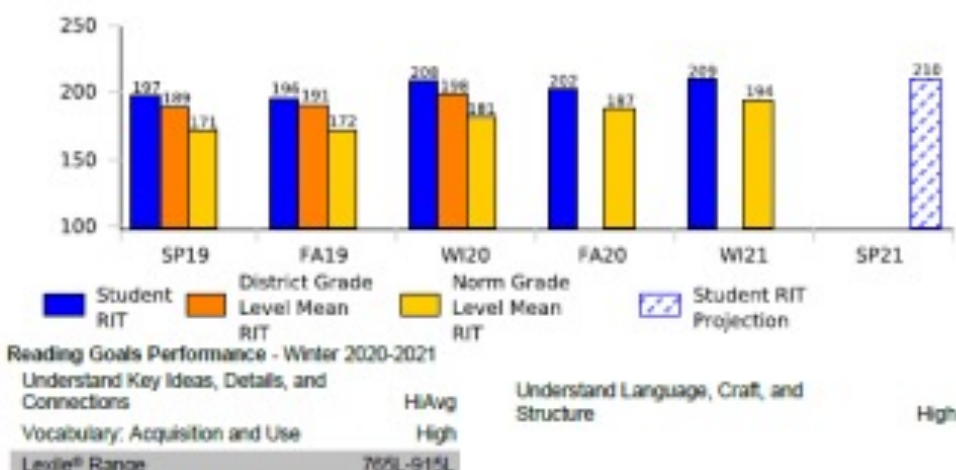
District: Rockville Centre Union Free School Dis  
 School: Francis F. Wilson School  
 Term Rostered: Winter 2020-2021

### Math: Math K-12



Term/Year	Grade	RIT (+/- Std Err)	RIT Growth	Growth Projection	Percentile Range
WI21	3	195-198-201			47-55-63
FA20	3	185-188-191			40-49-57
WI20	2	203-206-209			92-95-97
FA19	2	194-197-200			93-95-97
SP19	1	195-198-201	25	15	92-95-97
WI19	1	178-181-184			73-80-87
FA18	1	170-173-176			78-85-90
SP18	K	162-165-168	6	14	65-74-82
WI18	K	182-185-188			99-99-99
FA17	K	156-159-162			90-94-97

### Language Arts: Reading



Term/Year	Grade	RIT (+/- Std Err)	RIT Growth	Growth Projection	Percentile Range
WI21	3	206-209-212			77-83-87
FA20	3	199-202-205			76-82-87
WI20	2	204-208-212			94-96-98
FA19	2	193-196-199			91-94-96
SP19	1	194-197-200	17	14	94-96-98
WI19	1	198-202-206			99-99-99
FA18	1	177-180-183			95-97-98
SP18	K	179-182-185	33	14	98-99-99
WI18	K	162-165-168			91-94-97
FA17	K	146-149-152			77-84-90



The Lexile® Framework for Reading

# Lexile Book Lists

[Lexile.com/fab](http://www.lexile.com/fab/)

Find  
A  
Book

<http://www.lexile.com/fab/>





# Lexile Book Lists

[About Lexile Measures](#)[Using Lexile Measures](#)[Common Core](#)[Lexile Tools](#)[Lexile Training](#)

## Find the Right Book for You!

Enter your Lexile measure, select your interests, and find books you'd like to read!

[Looking for Spanish books?](#)[Find a Book](#)

### Step 1: Enter Lexile Measure or Grade

#### My Lexile measure is

Lexile Measure:

 L

Lexile Range:

 L to  L

Or

#### I don't know my Lexile measure

My Current Grade is:

Kindergarten ▼

- ☐ I find the books I read for school difficult.
- ☐ I find the books I read for school just right.
- ☐ I find the books I read for school easy.

[Submit](#)

#### FEATURED PUBLISHER



Scholastic provides Lexile measures on their computer-adaptive assessment for students in grades K-12.

#### FEATURED PUBLISHER



Scholastic Book Clubs are a great way to find and order the books kids love.

## Find the Right Book for You!

Enter your Lexile measure, select your interests, and find books you'd like to read!

Looking for Spanish books?

### Step 2: Select Interests Categories

Please select one or more interests below. Click the [+] button to view and select subcategories. You will be able to refine your selection

[All Categories](#) | [Deselect Categories](#)

- |  |  |
|--|--|
| <input checked="" type="checkbox"/> Adventure <a href="#">[+]</a>            | <input type="checkbox"/> Military <a href="#">[+]</a>                  |
| <input type="checkbox"/> Animals <a href="#">[+]</a>                         | <input type="checkbox"/> Music, TV, Movies, & more <a href="#">[+]</a> |
| <input type="checkbox"/> Art <a href="#">[+]</a>                             | <input checked="" type="checkbox"/> Mystery <a href="#">[+]</a>        |
| <input type="checkbox"/> Biography <a href="#">[+]</a>                       | <input type="checkbox"/> Nature <a href="#">[+]</a>                    |
| <input type="checkbox"/> Business & Law <a href="#">[+]</a>                  | <input type="checkbox"/> Philosophy <a href="#">[+]</a>                |
| <input type="checkbox"/> Fairy Tales, Myths, & Folktales <a href="#">[+]</a> | <input type="checkbox"/> Reference & Languages <a href="#">[+]</a>     |
| <input type="checkbox"/> Family, Childhood, & Education <a href="#">[+]</a>  | <input type="checkbox"/> Religion & Beliefs <a href="#">[+]</a>        |
| <input checked="" type="checkbox"/> Fantasy <a href="#">[+]</a>              | <input checked="" type="checkbox"/> Romance <a href="#">[+]</a>        |
| <input type="checkbox"/> Fiction & Literature <a href="#">[+]</a>            | <input type="checkbox"/> Science & Technology <a href="#">[+]</a>      |
| <input type="checkbox"/> Food & Home <a href="#">[+]</a>                     | <input type="checkbox"/> Social Issues <a href="#">[+]</a>             |
| <input type="checkbox"/> Graphic Novels & Comics <a href="#">[+]</a>         | <input type="checkbox"/> Sports <a href="#">[+]</a>                    |




Lexile Range

290L to 345L Current Lexile Range

Change

Popular Books



183 available books

results per page

20

sort by

Targeted Reading



Search, The

by Heusel, Edie

Pages: 61 | Ages: 10 and up

GN320

Find in a Library



Buy from



Create a New Reading List

ISBN13: 9780374365172



Rough or Smooth?

by Parker, Victoria

Pages: 24

320L

Find in a Library



Buy from



Create a New Reading List

ISBN13: 9781410907691



100 Days of School

by Maria Tudy

A series of thymes illustrates the different ways to count to 100.

Pages: 23 | Ages: 7 to 10

AD320L

Find in a Library



Buy from




Create a New Reading List

ISBN13: 9780761314318

Search Options

Age Range



Age(s): 0 to Adult

Lexile Filter



Lexile range: 290L to 350L

Categories

Adventure [Remove](#)

Military [Remove](#)

Music, TV, Movies, & more [Remove](#)

Science & Technology [Remove](#)

[Change category selections](#)

Keywords

Book Type

## The NWEA is more of a Tool than a Test

The NWEA is an informative tool for teachers to use to:

- drive instruction
- provide in-depth data about a class or individual student
- determine individual student strengths and weaknesses
- allow teachers to differentiate lessons to meet each child's needs.
- chart and display student growth

---

It is not designed as a pass/fail test.

It is not designed to compare students to other students.

The data has a specific purpose and we need to be careful not to misuse the data and scores.



# Francis F. Wilson Elementary School

[Home](#) [School Info](#) [Classroom Info](#) [Web Resources](#) [Parent Resources](#) [PTA](#) [Parent U](#)

## Quick Links



Latest Updates  
2020-2021  
School Year



PowerSchool  
Parent Portal



School Nurse  
Health Forms



Lunch  
Menu



Community  
Ed



Proj  
Gree

## COVID-19

### RESOURCES & FAQ

[VIEW MORE](#)

2020-2021 SCHOOL YEAR  
**LATEST UPDATES**

[VIEW NOW](#)

## News

### Parent University

6:30-7:15

Wilson's Parent U is back  
specifically for Wilson Pa  
programs being offered a  
available on the Wilson H

Our topic tonight will be N  
will discuss the NWEA a

• What is the NWEA?

Parents Guide to Report  
Cards

Community Education

5th Grade Maturation  
Information

A Note for ...

Ashokan Experience -  
PowerPoint Presentation

Ashokan Homepage

Center for Academic  
Excellence

Concussion Information

Dignity for All Students  
Act Plan

District Health Page

Elementary Math  
Resources

Information for Parents of  
Incoming Kindergarten  
Students

NWEA

Parent Resource Packet

Parent Resource Packet  
Spanish

Parent's Guide to Social

aming workshops  
rmed of different  
Information is  
ent U".

sted by Mr. Duffy. We  
stand results.



# Rockville Centre UFSD

[Home](#) [District](#) [Board of Education](#) [News](#) [Calendars](#) [Departments](#) [Parents](#) [Staff](#) [Celebrate RVC](#)

NWEA

NWEA



## About NWEA

NWEA is a global not-for-profit educational services organization located in Portland, Oregon. The NWEA's mission is partnering to help all kids learn. NWEA works with over 3,500 educational organizations worldwide to provide research-based adaptive assessments, professional development, and research services. As a result of NWEA tests, educators can make informed decisions to promote academic growth.

## CONTENTS

- [NWEA Reference Guide](#)

## LINKS

- [Lexile Framework for Reading](#)
- [Measuring Growth Right](#)



### Author's Craft: Figurative Language

- Analyzes how mood is conveyed in literary text
- Analyzes the effect of figurative language in literary text
- Analyzes the effect of word choice in literary text
- Identifies alliteration
- Identifies idiom
- Identifies metaphor
- Identifies onomatopoeia
- Identifies simile
- Identifies symbolism
- Infers the meaning of a phrase in a literary text
- Interprets allusion in literary text
- Interprets extended metaphor in literary text
- Interprets idiom in literary text
- Interprets irony in literary text
- Interprets metaphor in literary text
- Interprets onomatopoeia in literary text
- Interprets simile in literary text
- Interprets symbolism in literary text
- Interprets the effect of repetition in literary text
- Interprets use of rhyme in poetry
- Understands the meaning of common idioms